

Cube MX230-CB AMBER EXTREME



4 in 1 functionality

White and amber position lights, LED high beam and an ultimate LED boost mode



See and be seen with OSRAM

Up to 515 m long beam with boost function



Combo beam pattern

Designed for both: far-field and near-field illumination



IP & IK protection classes

Tested and validated in a DIN-certified environmental simulation laboratory



Powerful light output meets striking design – built for all terrains and demanding conditions

The OSRAM LEDriving Cube MX230-CB AMBER EXTREME redefines performance and design in one powerful lighting solution. Featuring a combo beam for both near-field and far-field illumination, it delivers an impressive light beam of up to 515m in boost mode. With a light output of up to 10.000 effective lumens, it ensures maximum visibility in even the most demanding environments. Its innovative 4-in-1 setup combines high beam, amber and white position lights, plus a boost function – offering maximum flexibility in all weather and light conditions. The distinctive amber light signature goes beyond functionality – it's a confident design statement for drivers who value both performance and design.

Tested to the toughest standards, it features IP6K8 and IP6K9K protection classes, a shatterproof polycarbonate lens, and an aluminium die-cast housing – all compact, robust, and ready for any challenge. Whether on-road or off-road, the Multifunctional Series is an effective and efficient addition to your vehicle. They can be attached to cars, trucks, agricultural machinery, commercial vehicles, construction vehicles, caravans, off-road vehicles and quads¹⁾. OSRAM provides a 5-year guarantee on these products²⁾.

Ficha técnica da família de produto




Dados técnicos

Descrição do produto	Dados elétricos			Dados fotométricos	Vida útil
	Tensão nominal	Potência nominal	Tensão de teste	Fluxo luminoso	Vida média Tc
Cube MX230-CB AMBER EXTREME ¹⁾	12/24 V	179 W	13.5 V	3100 lm (HB) / 10000 (Boost) lm	5000 hr

Descrição do produto	Certificados & normas	Informações ambientais e regulamentares Information according Art. 33 of EU Regulation (EC) 1907/2006 (REACH)
	ECE reference number	Número da declaração na base de dados SCIP
Cube MX230-CB AMBER EXTREME ¹⁾	25	Em desenvolvimento

¹⁾ Beam Pattern: Combo

Download Data

Arquivo	
	User instruction LEDriving CUBE MX230-CB AMBER EXTREME
	User instruction GPRS_Instruções dos símbolos de segurança
	Product movie Working and Driving Lights Amarok Winter

Instruções de segurança

For detailed application information, please refer to the product data sheet and the user instruction

Informação de legislação

1) OSRAM LEDriving Driving Lights are approved according to ECE regulations and may therefore be installed and operated on public roads. Please note: The light functions boost mode and amber position light do not have ECE approval and must not be used on public roads. In addition, individual special regulations, and laws of countries outside Germany must be observed2) For precise conditions refer to: www.osram.com/am-guarantee

Informações sobre aplicações

Para obter mais informações sobre aplicações e gráficos acesse a ficha técnica do produto.

Retratação

Sujeito a alteração sem prévio aviso. Sempre utilize a versão mais recente.